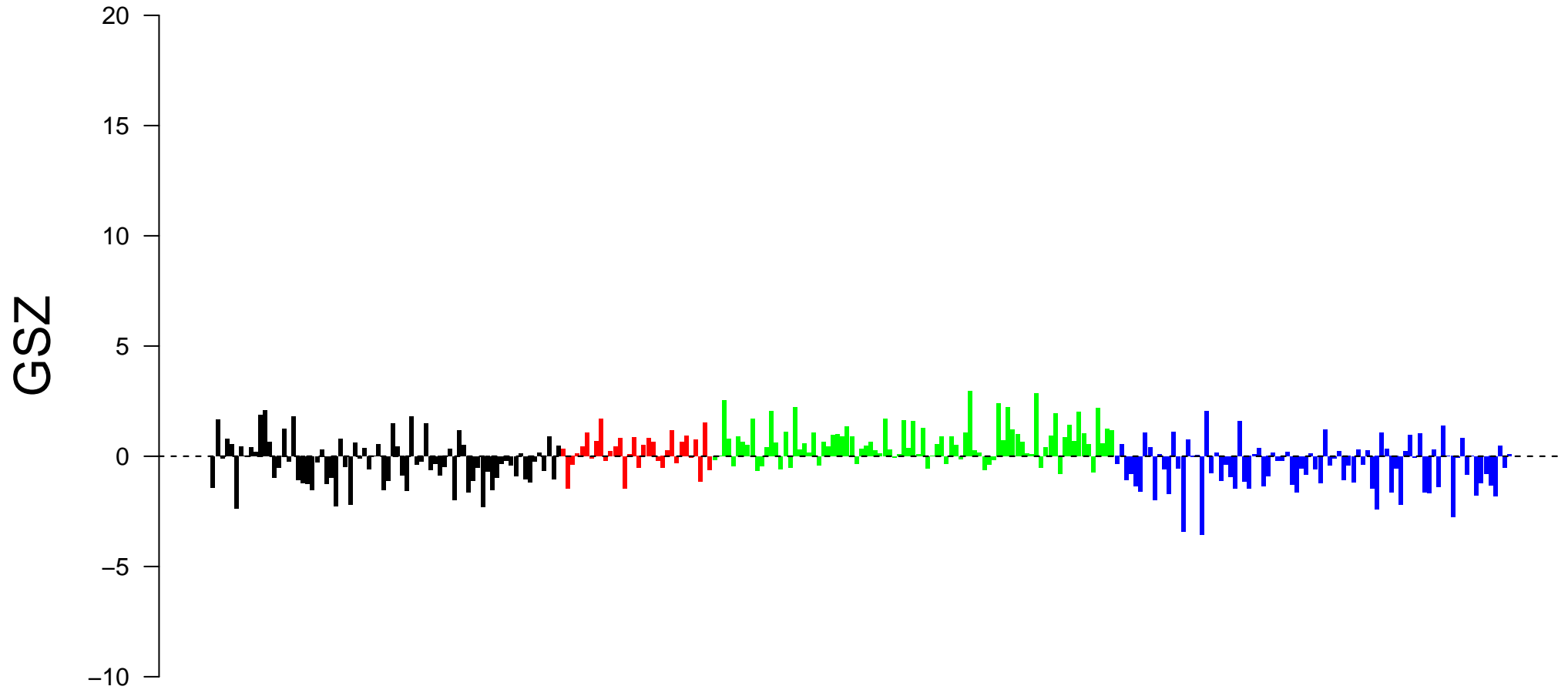
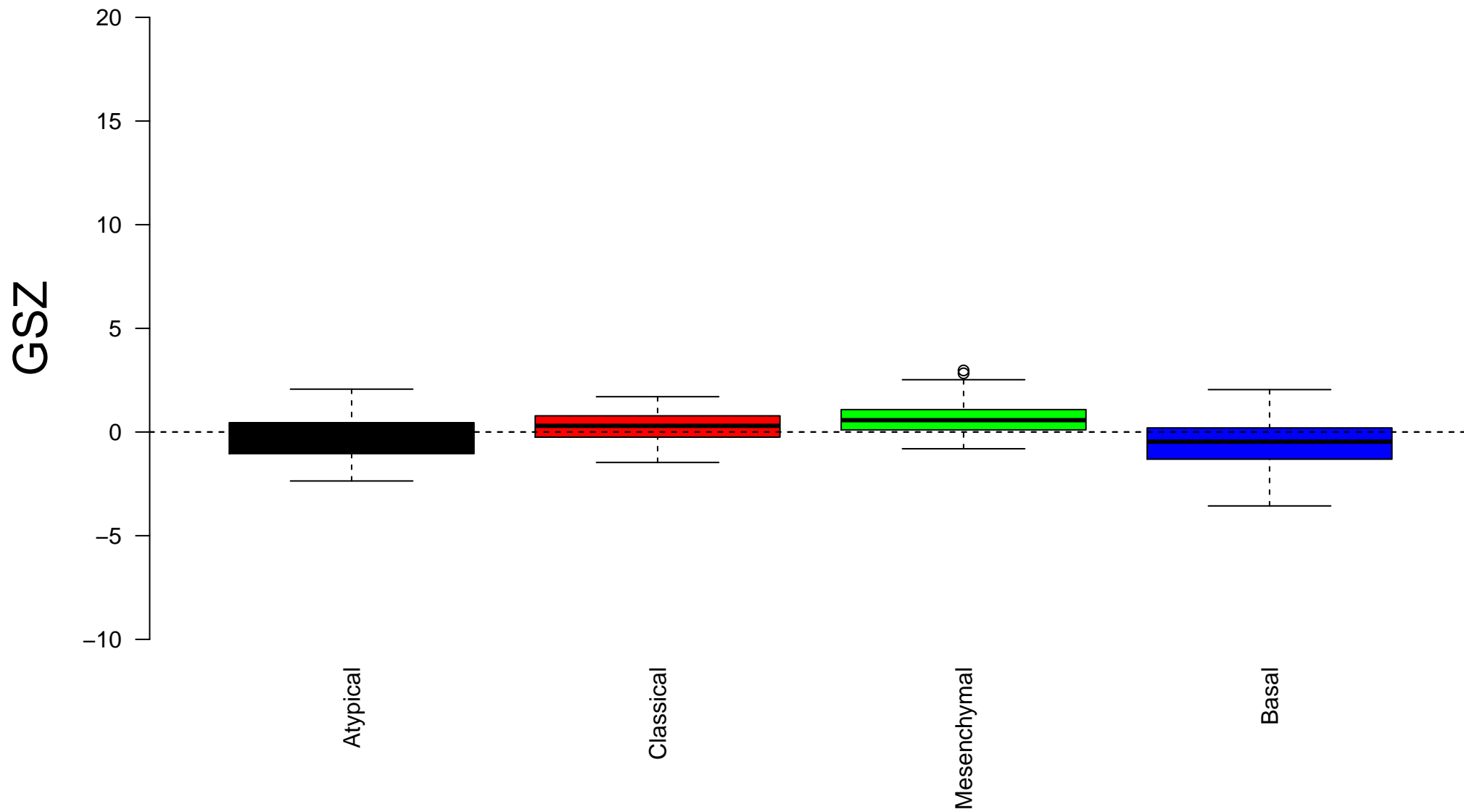


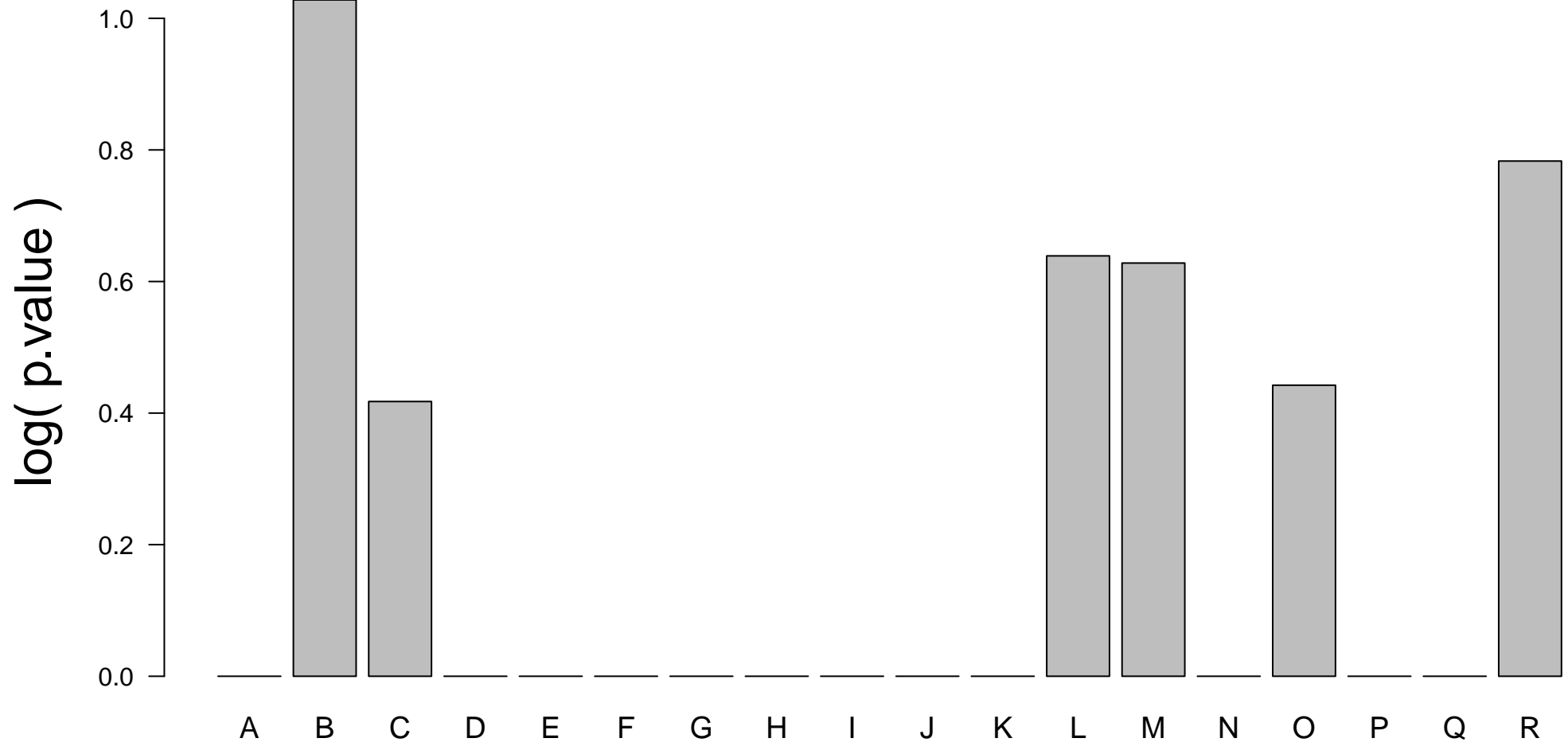
hsa-miR-658




# hsa-miR-658



### Enrichment in spots: hsa-miR-658



# Expression of hsa-miR-658 in Spot A



# Expression of hsa-miR-658 in Spot B

$\Delta e$

1.5

1.0

0.5

0.0

-0.5

-1.0



# Expression of hsa-miR-658 in Spot C

$\Delta e$

1.5

1.0

0.5


0.0

-0.5


-1.0



# Expression of hsa-miR-658 in Spot D




# Expression of hsa-miR-658 in Spot E







# Expression of hsa-miR-658 in Spot F




# Expression of hsa-miR-658 in Spot G




# Expression of hsa-miR-658 in Spot H




Expression of hsa-miR-658 in Spot I



# Expression of hsa-miR-658 in Spot J



# Expression of hsa-miR-658 in Spot K



# Expression of hsa-miR-658 in Spot L

$\Delta e$

1.5  
1.0  
0.5  
0.0  
-0.5  
-1.0



# Expression of hsa-miR-658 in Spot M

$\Delta e$

1.5

1.0

0.5

0.0


-0.5

-1.0





# Expression of hsa-miR-658 in Spot N



# Expression of hsa-miR-658 in Spot O

$\Delta e$

1.5

1.0

0.5


0.0

-0.5


-1.0



# Expression of hsa-miR-658 in Spot P



# Expression of hsa-miR-658 in Spot Q



# Expression of hsa-miR-658 in Spot R

$\Delta e$

1.5

1.0

0.5

0.0

-0.5

-1.0

